

Features:

- Very wide, 70 nm FWHM optical spectrum
- Short coherence length
- Negligible residual Fabry-Perot modulation depth

Packages:

- Fiber coupled: DIL, Butterfly
- Free space: TOW 1, 2

Additional & customized:

- PD monitors
- FC/APC terminated pigtailed
- PM pigtailed (polarized or pseudo-depolarized output)

Specifications (Nominal Emitter Stabilization Temperature +25 °C)

Parameter	Min	Typ	Max
Output power, SM fiber pigtail, emitter @ +25 °C, mW	1.0	1.5	-
Free space output power*, in a cone N.A.=0.71, emitter @ +25 °C, mW	3.5	5.0	-
Forward current**, mA	-	150	250
Forward voltage, V	-	2.0	2.5
Central wavelength, nm	910	935	950
Spectrum width, FWHM, nm	50	70	-
Residual spectral modulation depth, %	-	-	2.0
Secondary coherence subpeaks, dB (10 log)	-	-25	-20
Spectral Flatness***, dB	-	1.0	2.0
Slow / fast polarization ratio (PM "polarized" modules)****, dB	5	10	-
Operating temperature****, °C	-55	-	+80
Cooler current, A	-	-	1.2
Cooler voltage, V	-	-	3.5

- * TOW packaged SLDs;
- ** current is specially adjusted to get highest output power with equal intensity of spectral lobes; different for different modules;
- *** Spectral Flatness parameter describes spectral intensity dropout between spectral lobes;
- **** Pseudo-depolarized versions (light is launched into the fiber with its polarization oriented at 45° to the birefringent axes) are available upon request;
- ***** Butterfly packaged SLDs

The following part numbers should be used when **ordering**:

- SLD-47(a)-MP-(c)-(d)-(e),
 where:
 (a) – 0 (free space) or 1 (fiber pigtailed),
 (c) – package type,
 (d) – SM or PM (fiber coupled modules),
 (e) – PD (if PD monitor is required).

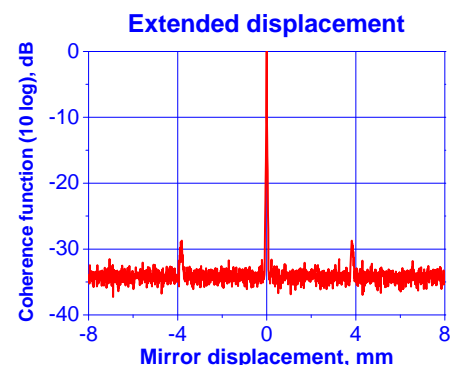
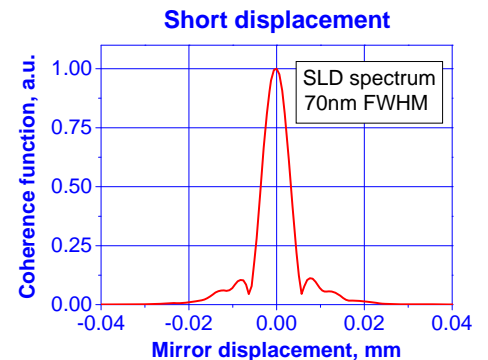
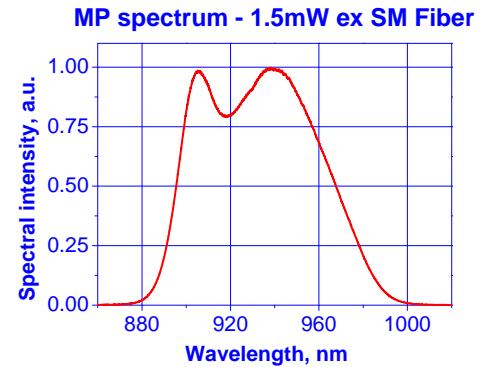
Example: SLD-471-MP-DIL-SM-PD.

All specifications are subject to change without notice.

Applications:

- fiberoptic sensors
- Bragg grating sensors
- optical coherence tomography
- optical measurements

PERFORMANCE EXAMPLES



Mirror displacement = Optical path difference / 2